



GLOBAL COMPETITIVENESS INDEX OF THE D-8 MEMBER STATES

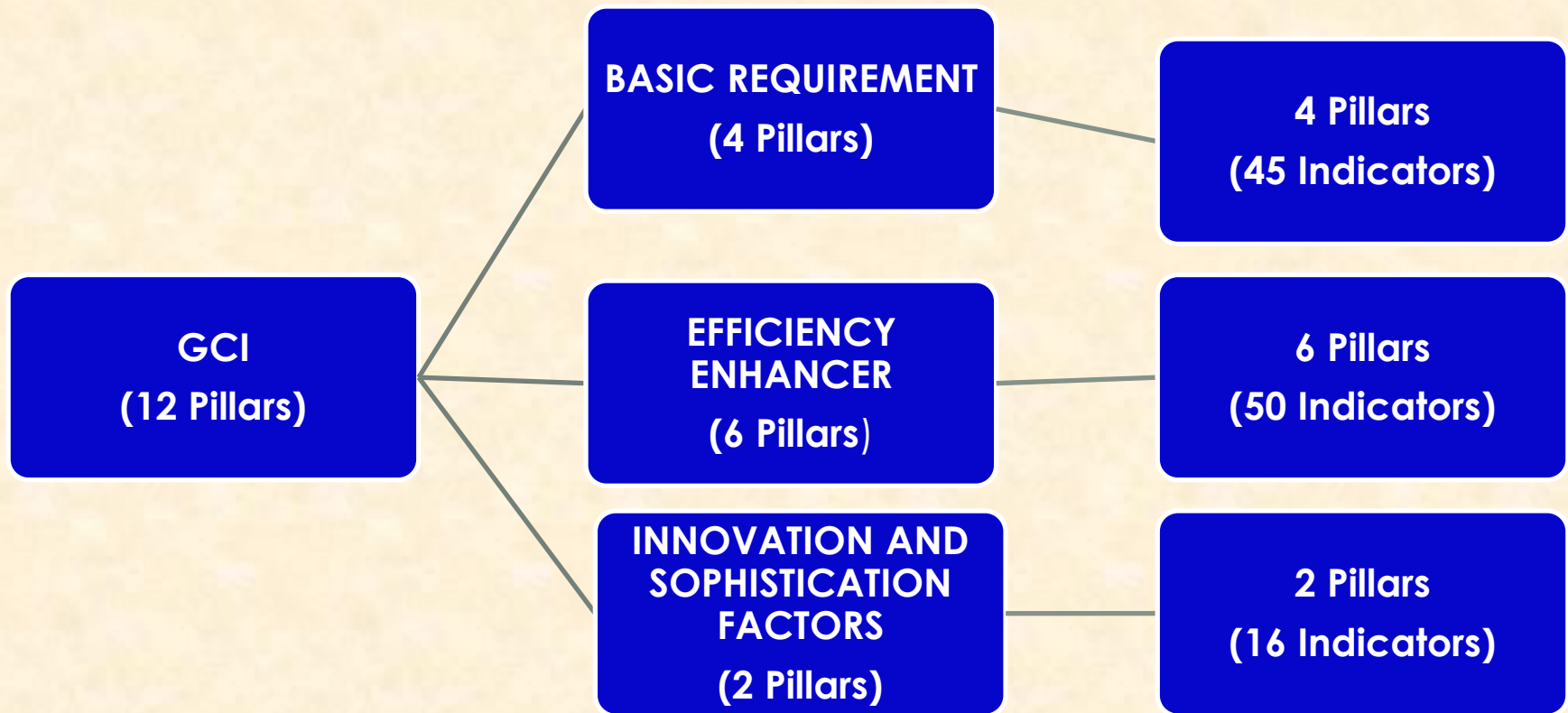
Prepared by:

**D-8 Secretariat, Istanbul, Turkey
October 2014**

OBJECTIVE

- **The objective of the presentation is to describe the Global Competitiveness Index of the D-8 Member States based on the Global Competitiveness Report 2014 by the World Economic Forum**

GLOBAL COMPETITIVENESS INDEX (GCI) 12 PILLARS + 111 INDICATORS



GLOBAL COMPETITIVENESS INDEX (GCI)

12 PILLARS

- **Basic Requirement (45 Indicators)**

- 1. Institution (21 Indicators)**
- 2. Infrastructure (9 Indicators)**
- 3. Macro economic environment
(5 indicators)**
- 4. Health and primary education
(10 indicators)**

GCI-12 PILLARS (CONT.)

- **Efficiency Enhancer (50 Indicators)**
 - 1. Higher Education and Training (5 Indicators)**
 - 2. Goods Market Efficiency (16 Indicators)**
 - 3. Labour market Efficiency (10 Indicators)**
 - 4. Financial Market Development (8 indicators)**
 - 5. Technological readiness (7 Indicators)**
 - 6. Market Size (4 indicators)**

GCI-12 PILLARS (CONT.)

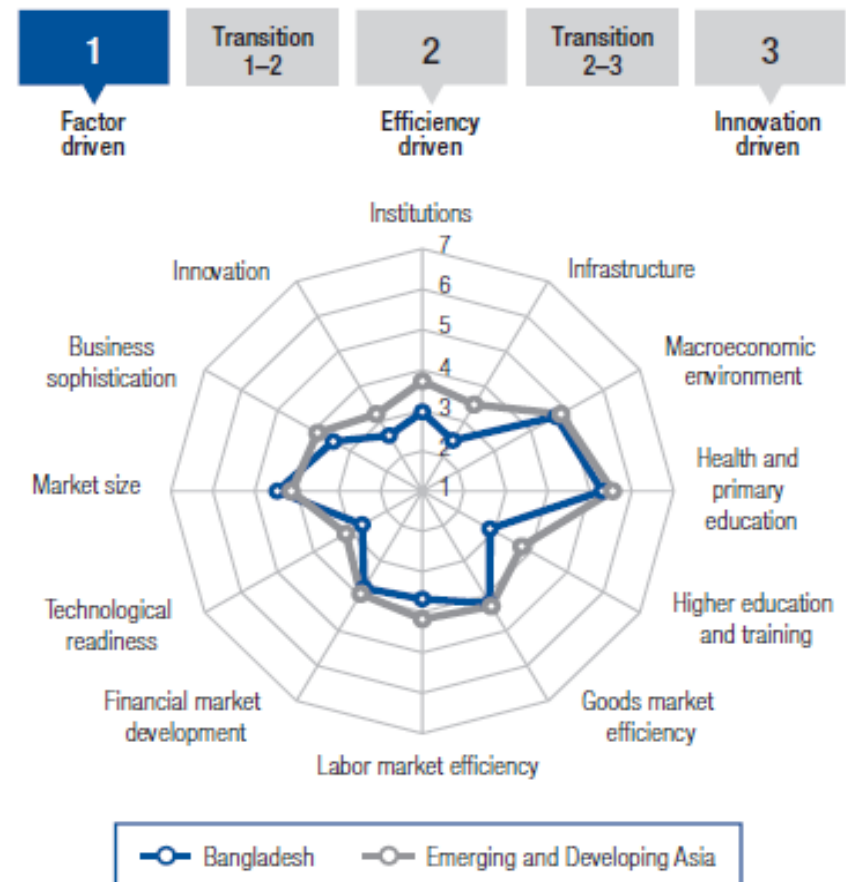
- **Innovation and Sophistication Factors
(16 Indicators)**
 - 1. Business Sophistication (9 Indicators)**
 - 2. Innovation (7 indicators)**

GCI-Bangladesh

Global Competitiveness Index

	Rank (out of 144)	Score (1-7)
GCI 2014-2015	109	3.7
GCI 2013-2014 (out of 148).....	110.....	3.7
GCI 2012-2013 (out of 144).....	118.....	3.6
GCI 2011-2012 (out of 142).....	108.....	3.7
Basic requirements (60.0%)	113	3.8
Institutions.....	131.....	3.0
Infrastructure.....	127.....	2.4
Macroeconomic environment.....	72.....	4.7
Health and primary education.....	102.....	5.3
Efficiency enhancers (35.0%)	103	3.6
Higher education and training.....	125.....	2.9
Goods market efficiency.....	84.....	4.2
Labor market efficiency.....	124.....	3.7
Financial market development.....	88.....	3.8
Technological readiness.....	126.....	2.7
Market size.....	44.....	4.5
Innovation and sophistication factors (5.0%)	122	3.0
Business sophistication.....	118.....	3.5
Innovation.....	129.....	2.6

Stage of development




GCI-Egypt

Global Competitiveness Index

	Rank (out of 144)	Score (1–7)
GCI 2014–2015	119	3.6
GCI 2013–2014 (out of 148).....	118.....	3.6
GCI 2012–2013 (out of 144).....	107.....	3.7
GCI 2011–2012 (out of 142).....	94.....	3.9
Basic requirements (40.0%)	121	3.7
Institutions.....	100.....	3.4
Infrastructure.....	100.....	3.2
Macroeconomic environment.....	141.....	3.0
Health and primary education.....	97.....	5.4
Efficiency enhancers (50.0%)	106	3.6
Higher education and training.....	111.....	3.3
Goods market efficiency.....	118.....	4.0
Labor market efficiency.....	140.....	3.1
Financial market development.....	125.....	3.2
Technological readiness.....	95.....	3.2
Market size.....	29.....	4.8
Innovation and sophistication factors (10.0%)	113	3.2
Business sophistication.....	95.....	3.7
Innovation.....	124.....	2.7

Stage of development

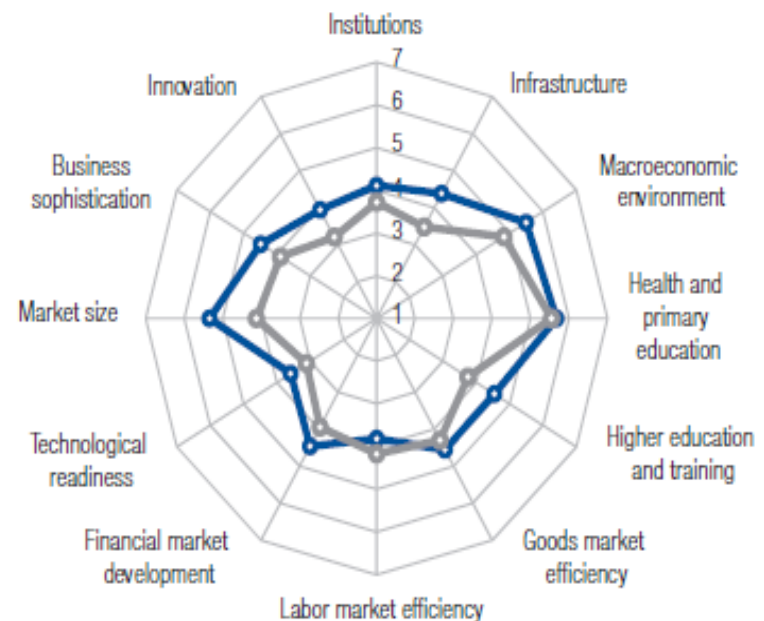


GCI-Indonesia

Global Competitiveness Index

	Rank (out of 144)	Score (1-7)
GCI 2014-2015	34	4.6
GCI 2013-2014 (out of 148).....	38.....	4.5
GCI 2012-2013 (out of 144).....	50.....	4.4
GCI 2011-2012 (out of 142).....	46.....	4.4
Basic requirements (40.0%)	46	4.9
Institutions.....	53.....	4.1
Infrastructure.....	56.....	4.4
Macroeconomic environment.....	34.....	5.5
Health and primary education.....	74.....	5.7
Efficiency enhancers (50.0%)	46	4.4
Higher education and training.....	61.....	4.5
Goods market efficiency.....	48.....	4.5
Labor market efficiency.....	110.....	3.8
Financial market development.....	42.....	4.5
Technological readiness.....	77.....	3.6
Market size.....	15.....	5.3
Innovation and sophistication factors (10.0%)	30	4.2
Business sophistication.....	34.....	4.5
Innovation.....	31.....	3.9

Stage of development

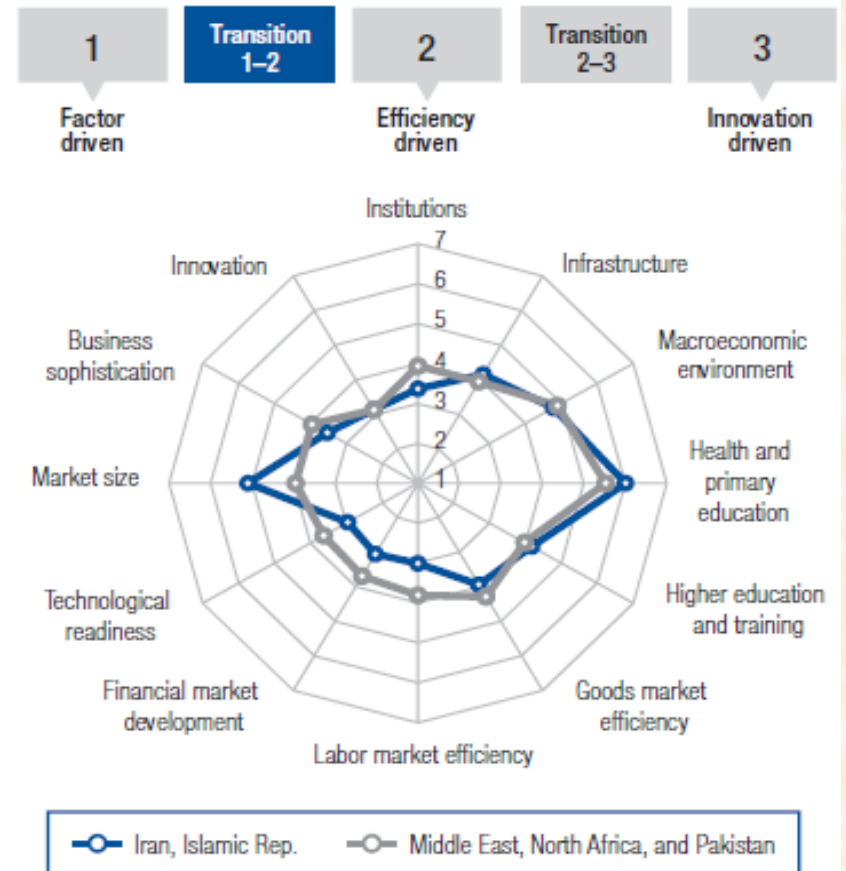


GCI-Iran

Global Competitiveness Index

	Rank (out of 144)	Score (1–7)
GCI 2014–2015	83	4.0
GCI 2013–2014 (out of 148).....	82.....	4.1
GCI 2012–2013 (out of 144).....	66.....	4.2
GCI 2011–2012 (out of 142).....	62.....	4.3
Basic requirements (41.8%)	71	4.6
Institutions.....	108.....	3.4
Infrastructure.....	69.....	4.1
Macroeconomic environment.....	62.....	4.8
Health and primary education.....	52.....	6.0
Efficiency enhancers (48.6%)	98	3.7
Higher education and training.....	78.....	4.2
Goods market efficiency.....	120.....	3.9
Labor market efficiency.....	142.....	3.0
Financial market development.....	128.....	3.0
Technological readiness.....	107.....	3.0
Market size.....	21.....	5.1
Innovation and sophistication factors (9.5%)	102	3.3
Business sophistication.....	110.....	3.5
Innovation.....	86.....	3.1

Stage of development

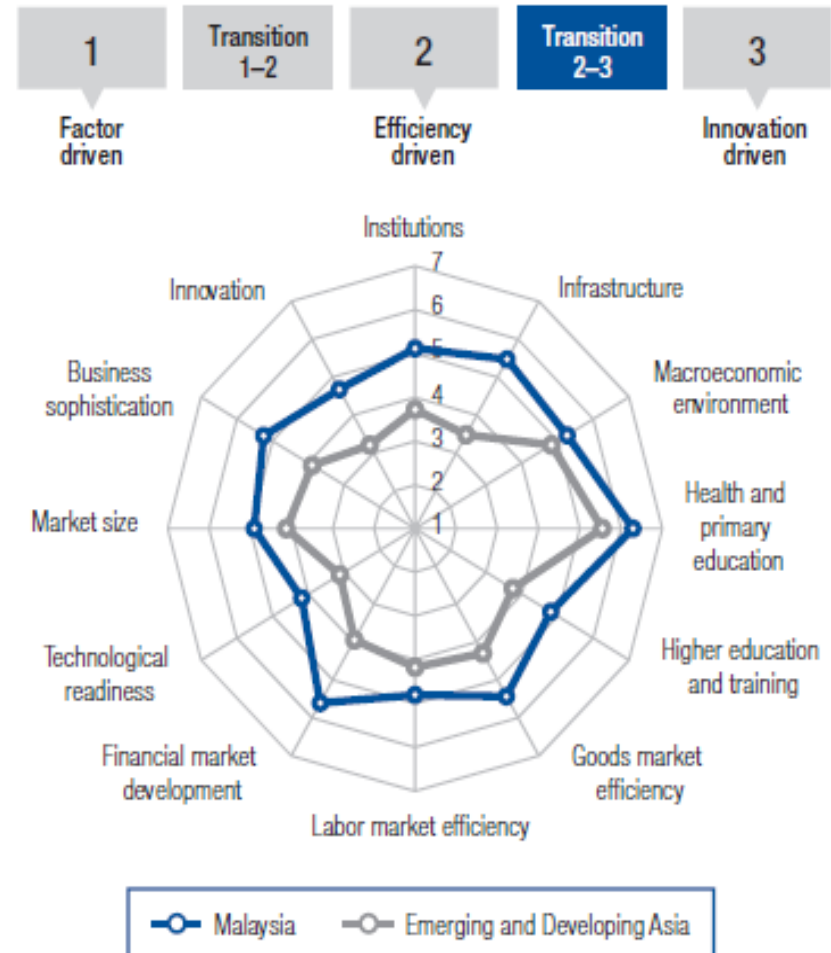


GCI-Malaysia

Global Competitiveness Index

	Rank (out of 144)	Score (1-7)
GCI 2014-2015	20	5.2
GCI 2013-2014 (out of 148).....	24	5.0
GCI 2012-2013 (out of 144).....	25	5.1
GCI 2011-2012 (out of 142).....	21	5.1
Basic requirements (36.1%)	23	5.5
Institutions	20	5.1
Infrastructure	25	5.5
Macroeconomic environment	44	5.3
Health and primary education.....	33	6.3
Efficiency enhancers (50.0%)	24	4.9
Higher education and training.....	46	4.8
Goods market efficiency	7	5.4
Labor market efficiency	19	4.8
Financial market development	4	5.6
Technological readiness.....	60	4.2
Market size.....	26	4.9
Innovation and sophistication factors (13.9%)	17	5.0
Business sophistication	15	5.2
Innovation.....	21	4.7

Stage of development

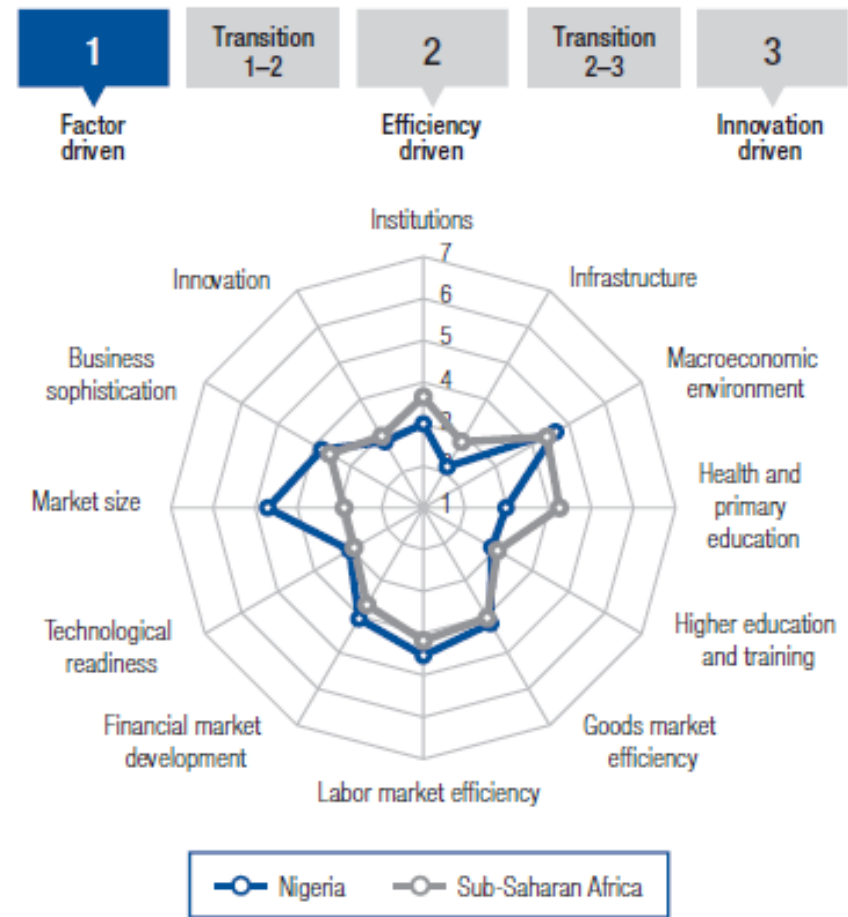


GCI-Nigeria

Global Competitiveness Index

	Rank (out of 144)	Score (1-7)
GCI 2014–2015	127	3.4
GCI 2013–2014 (out of 148).....	120.....	3.6
GCI 2012–2013 (out of 144).....	115.....	3.7
GCI 2011–2012 (out of 142).....	127.....	3.4
Basic requirements (60.0%)	140	3.2
Institutions.....	129.....	3.0
Infrastructure.....	134.....	2.1
Macroeconomic environment.....	76.....	4.6
Health and primary education.....	143.....	3.0
Efficiency enhancers (35.0%)	82	3.9
Higher education and training.....	124.....	2.9
Goods market efficiency.....	87.....	4.2
Labor market efficiency.....	40.....	4.5
Financial market development.....	67.....	4.1
Technological readiness.....	104.....	3.0
Market size.....	33.....	4.7
Innovation and sophistication factors (5.0%)	103	3.3
Business sophistication.....	87.....	3.8
Innovation.....	114.....	2.8

Stage of development

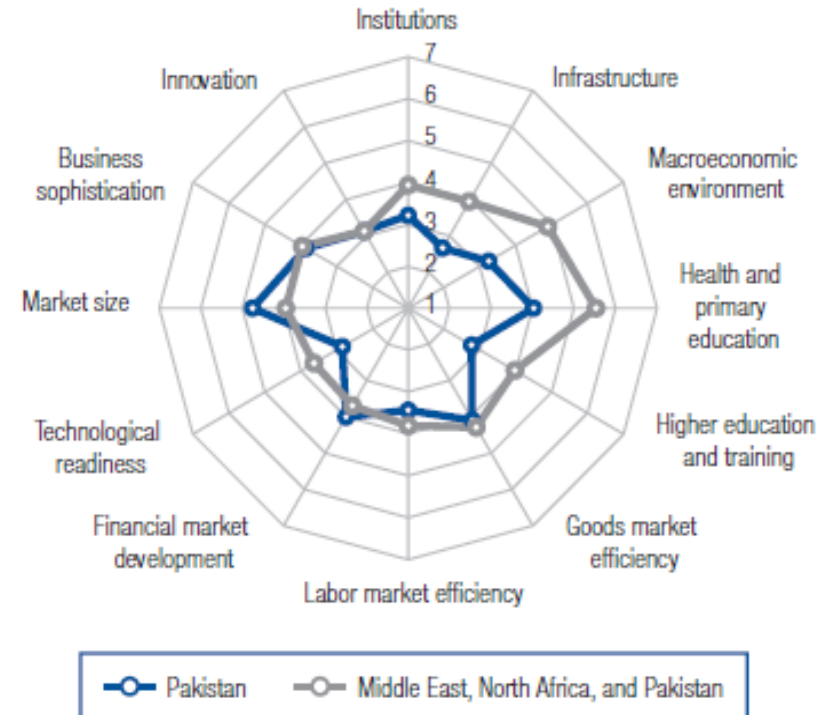


GCI-Pakistan

Global Competitiveness Index

	Rank (out of 144)	Score (1-7)
GCI 2014-2015	129	3.4
GCI 2013-2014 (out of 148).....	133.....	3.4
GCI 2012-2013 (out of 144).....	124.....	3.5
GCI 2011-2012 (out of 142).....	118.....	3.6
Basic requirements (60.0%)	134	3.3
Institutions.....	123.....	3.2
Infrastructure.....	119.....	2.7
Macroeconomic environment.....	137.....	3.2
Health and primary education.....	129.....	4.0
Efficiency enhancers (35.0%)	101	3.6
Higher education and training.....	127.....	2.8
Goods market efficiency.....	100.....	4.1
Labor market efficiency.....	132.....	3.4
Financial market development.....	72.....	4.0
Technological readiness.....	114.....	2.8
Market size.....	30.....	4.8
Innovation and sophistication factors (5.0%)	83	3.5
Business sophistication.....	81.....	3.9
Innovation.....	88.....	3.1

Stage of development

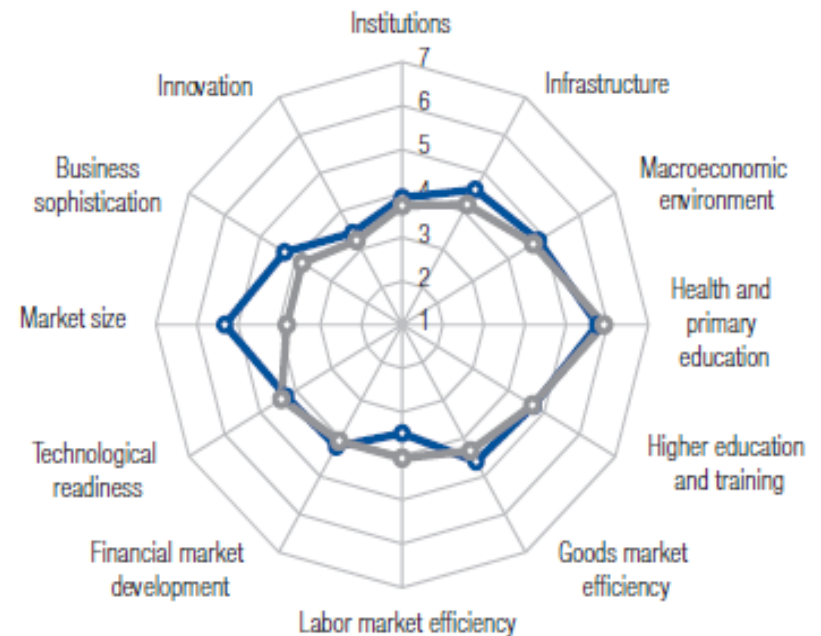


GCI-Turkey

Global Competitiveness Index

	Rank (out of 144)	Score (1-7)
GCI 2014-2015	45	4.5
GCI 2013-2014 (out of 148).....	44.....	4.5
GCI 2012-2013 (out of 144).....	43.....	4.5
GCI 2011-2012 (out of 142).....	59.....	4.3
Basic requirements (35.5%)	56	4.8
Institutions.....	64.....	3.9
Infrastructure.....	51.....	4.6
Macroeconomic environment.....	58.....	4.8
Health and primary education.....	69.....	5.8
Efficiency enhancers (50.0%)	45	4.4
Higher education and training.....	50.....	4.7
Goods market efficiency.....	43.....	4.6
Labor market efficiency.....	131.....	3.5
Financial market development.....	58.....	4.2
Technological readiness.....	55.....	4.3
Market size.....	16.....	5.3
Innovation and sophistication factors (14.5%)	51	3.9
Business sophistication.....	50.....	4.3
Innovation.....	56.....	3.4

Stage of development



GCI OF THE D-8 MEMBER STATES

D-8 Member States	GCI 2014-2015	Score 1-7	GCI Rank in 2013-2014
Bangladesh	109	3.72	108
Egypt	119	3.60	118
Indonesia	34	4.57	34
Iran	83	4.03	83
Malaysia	20	5.16	20
Nigeria	127	3.44	126
Pakistan	129	3.42	128
Turkey	45	4.46	45

D-8 MEMBER STATES-MACRO ECONOMIC ENVIRONMENT

D-8 Member Countries	Macro economic Environment	Score 1-7
Bangladesh	72	4.69
Egypt	141	2.96
Indonesia	34	5.48
Iran	62	4.77
Malaysia	44	5.26
Nigeria	76	4.62
Pakistan	137	3.24
Turkey	58	4.83

D-8 MEMBER STATES-MACRO ECONOMIC ENVIRONMENT (CONT.)

D-8 Member Countries	Government budget balance, % GDP	Gross national savings, % GDP	Inflation, annual % change	General government debt, % GDP	Country credit rating, 0–100 (best)
Bangladesh	-4	28.2	7.5	39.7	30.4
Egypt	-14.1	12.1	6.9	89.2	28.8
Indonesia	-2.1	30.4	6.4	26.1	56.6
Iran	-0.9	46	35.2	10.6	27.1
Malaysia	-4.6	30.1	2.1	58.2	72
Nigeria	-4.9	29.3	8.5	19.4	39.7
Pakistan	-7.8	13.2	7.4	63.1	25.2
Turkey	-1.5	13.7	7.5	35.8	55.5

GCI OF THE D-8 MEMBER STATES- TRADE-EFFICIENCY OF GOODS MARKET

Trade	Bangladesh	Egypt	Indonesia	Iran	Malaysia	Nigeria	Pakistan	Turkey
Trade tariffs, % duty	13.7	16	4.6	27.1	6.2	11.4	16.9	5.1
Intensity of local competition	4.9	4	5.3	4.4	5.5	5.3	4.9	5.9
Extent of market dominance	3.3	3.1	4.1	3.7	5.2	3.8	3.7	4.2
Effectiveness of anti-monopoly policy	3.9	3.5	4.5	3.9	5	3.6	3.9	4.7
Imports as a percentage of GDP	30.1	27.5	25.4	17.5	80	27	21.6	33.1
Burden of customs procedures	3.5	3.8	4	3.3	5.2	3	3.7	3.8
Prevalence of trade barriers	4.7	3.9	4.1	3.9	5.1	4.6	4.4	4.3

GCI OF THE D-8 MEMBER STATES- MARKET SIZE

Market size	Bangladesh	Egypt	Indonesia	Iran	Malaysia	Nigeria	Pakistan	Turkey
Domestic market size index, 1–7 (best)	4.4	4.7	5.3	5	4.6	4.5	4.8	5.2
Foreign market size index, 1–7 (best)	4.8	4.9	5.6	5.5	5.8	5.3	4.7	5.5
GDP (PPP\$ billions)	325.1	553.6	1,292.8	945.5	525.7	479.3	575	1,174.2
Exports as a percentage of GDP	21.9	17.4	23.6	27.8	85.6	35.6	11.9	23.6

GCI OF THE D-8 MEMBER STATES- BUSINESS ENVIRONMENT

Business Environment	Bangladesh	Egypt	Indonesia	Iran	Malaysia	Nigeria	Pakistan	Turkey
Prevalence of foreign ownership	3.7	3.3	4.6	2.2	5.3	4.9	3.8	4.1
Business impact of rules on FDI	4.7	3.6	4.6	3	5.5	4.7	4.4	4.4
Degree of customer orientation	4	5.1	5	3.8	5.5	3.9	4.2	5.1
Buyer sophistication	3.5	2.6	3.9	3.5	4.9	3.3	3.3	3.5
No. procedures to start a business	7	7	10	8	3	8	10	6
No. days to start a business	10.5	8	48	16	6	28	21	6

GCI OF THE D-8 MEMBER STATES- FINANCIAL MARKETS

Financial markets	Bangladesh	Egypt	Indonesia	Iran	Malaysia	Nigeria	Pakistan	Turkey
Availability of financial services	4.1	3.4	4.9	2.9	5.6	4.1	4.2	5.2
Affordability of financial services	3.9	3.3	4.9	3.1	5.6	3.5	4	4.9
Financing through local equity market	4.1	3.6	4.3	3	5.1	3.8	3.6	3.9
Ease of access to loans	2.4	1.9	3.9	1.6	4.8	1.6	2.6	2.9
Venture capital availability	2.1	2.3	3.9	1.9	4.6	1.9	2.5	2.5
Soundness of banks	4.2	4.2	5.1	3.8	5.7	4.8	4.8	5.7
Regulation of securities exchanges	3.2	3.5	4.5	3.6	5.5	4.2	4.5	4.6
Legal rights index, 0–10 (best)	7	3	5	4	10	9	6	4

GCI OF THE D-8 MEMBER STATES- INFRASTRUCTURE/TRANSPORT

Infrastructure	Bangladesh	Egypt	Indonesia	Iran	Malaysia	Nigeria	Pakistan	Turkey
Quality of overall infrastructure	2.8	2.9	4.2	3.9	5.6	2.7	3.3	5.1
Quality of roads	2.9	2.9	3.9	4.1	5.6	2.7	3.8	4.9
Quality of railroad infrastructure	2.4	2.4	3.7	3.4	5	1.5	2.5	3.1
Quality of port infrastructure	3.7	4.2	4	4	5.6	3.2	4.4	4.4
Quality of air transport infrastructure	3	4.6	4.5	3.2	5.7	3.2	3.9	5.4
Available airline seat km/week, millions	236.1	654	2,622.90	277.1	1,959.00	302.6	415.70	2,503.60
Quality of electricity supply	2.5	2.7	4.3	5.1	5.7	1.6	2.1	4.8
Mobile telephone subscriptions/100 pop.	67.1	121.5	121.5	84.2	144.7	73.3	70.1	93
Fixed telephone lines/100 pop	0.7	8.3	16.1	38.3	15.3	0.2	3.5	18.1
Quality of overall infrastructure	2.8	2.9	4.2	3.9	5.6	2.7	3.3	5.1

GCI OF THE D-8 MEMBER STATES- EDUCATION AND TRAINING

Education and training	Bangladesh	Egypt	Indonesia	Iran	Malaysia	Nigeria	Pakistan	Turkey
Quality of primary education	3.1	2.1	4.4	4	5.3	2.6	2.8	3.5
Primary education enrollment, net %	91.5	95.1	92.2	99.8	95.5	63.9	72.5	94
Secondary education enrollment, gross %	53.6	86.3	82.5	86.3	67.2	43.8	36.6	86.1
Tertiary education enrollment, gross %	13.2	30.1	31.5	55.2	36	10.4	9.5	69.4
Quality of the education system	3.3	2.2	4.5	3	5.3	2.9	3.4	3.4
Quality of math and science education	3.4	2.4	4.6	4.5	5.2	2.5	3.4	3.5
Quality of management schools	3.7	2	4.6	3.8	5.1	3.8	4.3	3.8
Internet access in schools	3.1	2.5	4.9	2.7	5.4	3.4	3.8	4.7
Availability of research and training services	3.1	3.2	4.4	3.9	5.4	3.7	3.6	4.4
Extent of staff training	3.2	2.8	4.7	3	5.3	4.3	3.4	3.8

GCI OF THE D-8 MEMBER STATES- HEALTH INDEX

HEALTH	Bangladesh	Egypt	Indonesia	Iran	Malaysia	Nigeria	Pakistan	Turkey
Malaria cases/100,000 pop.	394.3	0	2,268.5	1.2	33.5	28,430.3	1,953.6	0.00
Business impact of malaria	5.6	6.8	4.3	5.7	5.5	3.6	4.2	6.2
Tuberculosis cases/100,000 pop.	225	17	185	21	80	108	231	22
Business impact of tuberculosis	5.5	6.7	4.1	5.6	5.3	5	4.4	6.1
HIV prevalence, % adult pop.	0.1	0.1	0.4	0.2	0.4	3.1	0.1	0.1
Business impact of HIV/AIDS	6	6.9	3.9	5.3	5.1	4.5	4.8	6.1
Infant mortality, deaths/1,000 live births	33.1	17.9	25.8	15.1	7.3	77.8	69.3	12.2
Life expectancy, years	70.3	70.9	70.6	73.8	74.8	52.1	66.4	74.9

GCI OF THE D-8 MEMBER STATES- INFORMATION TECHNOLOGY (IT)

Information Technology	Bangladesh	Egypt	Indonesia	Iran	Malaysia	Nigeria	Pakistan	Turkey
Availability of latest technologies	4.3	3.8	5.2	3.9	5.7	4.4	4.5	5.3
Firm-level technology absorption	4.1	3.8	5.1	3.7	5.6	4.3	4.4	5.2
FDI and technology transfer	3.9	4.4	4.9	3.8	5.5	4.5	4.3	5.1
Individuals using Internet, %	6.5	49.6	15.8	31.4	67	38	10.9	46.3
Fixed broadband Internet subscriptions/100 pop.	0.6	3.3	1.3	5.6	8.2	0	0.6	11.2
Int'l Internet bandwidth, kb/s per user	4	5.3	4.9	4.6	22.1	0.8	6.5	65.5
Mobile broadband subscriptions/100 pop.	0.4	31.1	15.8	1.2	12.5	10.1	0.5	32.3

REFERENCES

- www.weforum.org
- **The Global Competitiveness Report 2014 – 2015**
- (<http://reports.weforum.org/global-competitiveness-report-2014-2015/>)



THANK YOU

D-8 ORGANIZATION FOR ECONOMIC COOPERATION

***MAYA AKAR CENTER KAT: 12, D: 50
ESEKTEPE 34394, ISTANBUL/TURKEY***

***TEL: +90 (212) 356 18 23 - 24
FAX: +90 (212) 356 18 29***

***E-MAIL: SECRETARIAT@DEVELOPING8.ORG
WEBSITE: WWW.DEVELOPING8.ORG
TWITTER: D8ORG / FACEBOOK: D8ORG***